

# CATERING WALL SHELVES

Stainless steel construction. Shelves with tray, thickness 1,2 mm. Rear upstand 40 mm high, recessed by 40 mm. Useful depth 360 mm for shelf width 400 mm and width 260 mm for shelf width 300 mm. Load: 100 kg distributed (according to the type of wall). Wall fixation by means of 4 screws.

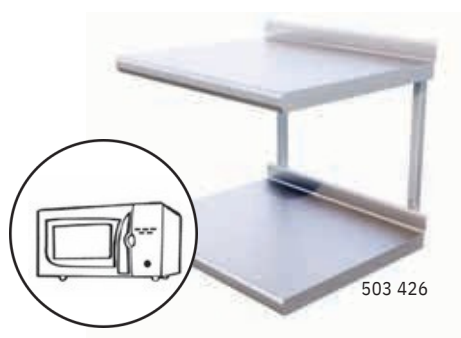
Shelves with GN pan: monobloc support to screw under the shelf, stainless steel GN pans 1/3 depth 100 mm supplied.



503 442




503 452



503 426

Description	Overall dim. W × I (mm)	Shelves with tray	Shelves with tray with GN container	
		Réf.	Réf.	Numbers.
Catering wall shelf	300 × 600	<u>503 429</u>	-	-
Catering wall shelf	300 × 800	<u>503 430</u>	-	-
Catering wall shelf	400 × 1000	<u>503 441</u>	<u>503 451</u>	4
Catering wall shelf	400 × 1200	<u>503 442</u>	<u>503 452</u>	5
Catering wall shelf	400 × 1400	<u>503 443</u>	<u>503 453</u>	6
Catering wall shelf	400 × 1600	<u>503 444</u>	<u>503 454</u>	7

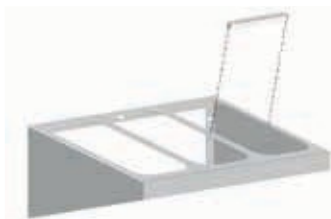
Description	Dimensions W × I (mm)	Reference
Shelves for microwave ovens, 1 level	500 × 600	<u>503 425</u>
Shelves for microwave ovens, 2 levels	500 × 600	<u>503 426</u>
Salamander grill shelf	478 × 600	<u>503 415</u>



503 415

## WALL SUPPORT

Wall support for 3 GN pans. Delivered with 3 separation bars to transform the product into a support for 6 GN 1/6 pans. Height 200 mm. Wall fixing by screws. Pans not delivered



Description	Dimensions W × I (mm)	Reference
Wall support for 3 GN 1/3 pans	350 × 560	<u>503 420</u>

