

25 avenue Jean Moulin  
CS 20005  
71700 TOURNUS -  
FRANCE

**France:**

Tel : 03 85 27 42 42

E-mail :  
commercial@tournus.com

**Export :**

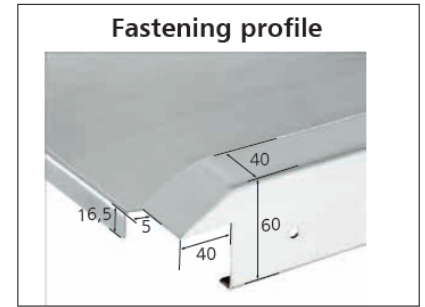
Tel : + 33 (0)3 85 27 42 65

E-mail :  
export@tournus.com

**Website :**  
www.tournus.com

## Standard tables for hood machines

Laundry tables, kept in stock, shipped within 48 hours. Stainless steel construction, 15/10 mm thick top. Ø 45 mm stainless steel tube base with welded spacer, equipped with jacks with non-slip caps. Sliding area 520 mm wide, 20 mm deep. No modifications (length, width, attachment, position of the pan, etc.) can be made.



Our dishwashing tables are compatible with the majority of machines with hood of the following 20 brands:  
Angelo Po - Bonnet - Colged - Comenda - Dühr - Electrolux - Elframo - Elettrobar - Fagor - Franstal  
Hobart - Jemi - Kromo Lamber - MBM - Meiko - Metos - Miele - Silanos - Thirode - Winterhalter  
check manufacturer instructions

## Corner inlet tables

### Sorting tables with angle

Sorting tables bolting on to pre-wash table. Stainless steel construction. 600 mm width. Moulded edge 20 mm high, no rear surface or upstand. Waste outlet and rubber flange. 4 legs with welded crosspiece, screw jacks with non-slip ends.

Description	Length (mm)	Reference
Table with right angle	1600	<u>507 511</u>
Table with left angle	1600	<u>507 512</u>



**France :**

Tel : 03 85 27 42 42

**E-mail :**  
 commercial@tournus.com

**Export :**

Tel : + 33 (0)3 85 27 42 65

**E-mail :**  
 export@tournus.com

**Website :**  
 www.tournus.com

# Diswashing tables

## Pre-wash tables with basin

Pre-wash tables without legs, bolted on to sorting table and connected with machine. Stainless steel construction. 600 mm width. Moulded edge 20 mm high, no rear surface or upstand. Basin 400×400 mm with plug hole and pipe trap. Drilled hole for spray unit (ref. 122 483 or 122 484).

Description	Length (mm)	Reference
Table connected on right hand side	800	<u>507 515</u>
Table connected on left hand side	800	<u>507 516</u>



507 511 + 507 515

## Inlet tables with rear surface and upstand

Slide tables connected with dishwasher. Stainless steel construction. 760 mm wide. Waste outlet and rubber flange. Moulded edge 20 mm high, rear surface with upstand 100 mm high. Basin 400×400×250 mm with plug hole and pipe trap. 2 legs Ø 45 mm with welded crosspieces, screw jacks with non-slip ends. Drilled hole for taps Ø 33 mm.









Description		Length (mm)	Ref.
Table with basin connected on right hand side		1100	<u>507 499</u>
Table with basin and waste outlet connected on right hand side		1100	<u>507 501</u>
Table with basin connected on right hand side		1600	<u>507 503</u>
Table with basin and waste outlet connected on right hand side		1600	<u>507 505</u>
Table with basin connected on left hand side		1100	<u>507 500</u>
Table with basin and waste outlet connected on left hand side		1100	<u>507 502</u>
Table with basin connected on left hand side		1600	<u>507 504</u>
Table with basin and waste outlet connected on left hand side		1600	<u>507 506</u>


 Table 507 502  
 + shower tap 507 545  
 + undershelf 122 485


507 505

## Discharge table

Discharge tables connected with dishwasher. Stainless steel construction. 600 mm width. Moulded edge 20 mm high, no rear surface or upstand. 2 legs with welded crosspieces, screw jacks with non-slip ends. Can also be used as machine inlet tables.

Description	Length (mm)	Reference
Table connected at right or left hand side	600	<u>507 525</u>
Table connected at right or left hand side	1100	<u>507 526</u>
Table connected at right or left hand side	1600	<u>507 527</u>



507 527

25 avenue Jean Moulin  
CS 20005  
71700 TOURNUS -  
FRANCE

France:

Tel : 03 85 27 42 42

E-mail :  
commercial@tournus.com

Export :

Tel : + 33 (0)3 85 27 42 65

E-mail :  
export@tournus.com

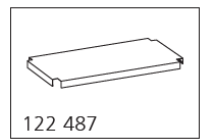
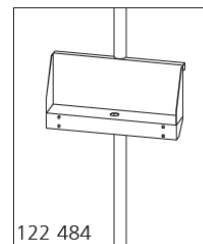
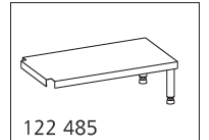
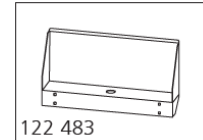

Website:  
www.tournus.com

## Options for standard dishwashing tables

### Shower tap

Description	Reference
Shower mixer tap with wall mounting (1)	<u>507 545</u>
Shower mixer tap and swan neck tap with wall mounting (1)	<u>507 546</u>
Shower tap holder with rear surface and back plate (drilled hole diam 33 mm)	<u>122 483</u>
Shower tap holder with rear surface and back plate (drilled hole $\varnothing$ 33 mm)	<u>122 484</u>

(1) Extended wall mounting rod specifically suited for dishwashing tables

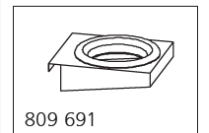
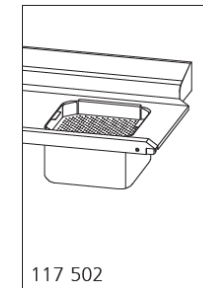


### Undershelve

Description	Reference
Undershelve, length 427 mm for table 600 mm long with 2 legs	<u>122 494</u>
Undershelve, length 927 mm for table 1,100 mm long with 2 legs	<u>122 485</u>
Undershelve, length 1427 mm for table 1,600 mm long with 2 legs	<u>122 486</u>
Undershelve, length 1507 mm for table 1,600 mm long with 4 legs	<u>122 487</u>

### Others

Description	Reference
Waste stop drainer for basin 400x400 mm	<u>117 502</u>
Lid for waste outlet	<u>230 158</u>
Waste outlet sliding on the edge of table, with flange	<u>809 691</u>
Post with shower tap holder (drilled hole $\varnothing$ 33 mm) overflow with strainer	<u>806 688</u>



## Custom-made tables

**CUSTOMIZED**

Customised tables available for

- all kinds of machines,
- sorting tables,
- combination tables,
- slide tables,
- slide table with rear surface,
- slide tables with rear surface and splash back,
- roller table.



**France:**

Tel : 03 85 27 42 42

**E-mail :**  
 commercial@tournus.com

**Export :**

Tel : + 33 (0)3 85 27 42 65

**E-mail :**  
 export@tournus.com

**Website :**  
 www.tournus.com

# Diswashing tables

## Combination tables for children

Sorting tables arranged at the interface of the dining area and the washing up area. Made-to-measure stainless steel construction. Sloped top the dining side with roller frame at child height or on legs to organise sorting. The washing up side has a roller area at adult height with diamond point base + evacuation to transfer racks to the dishwasher.

Length (mm)	Number of feet	Combination tables
2000 to 2500	4	605 321
2501 to 3000	6	605 322
3001 to 3500	6	605 323
3501 to 4000	6	605 324

\* In 2 bolted elements

## Extra-costs for sorting tables and combination tables

Description	Reference
Waste outlet with caoutchouc flange	701 102
Flush-mounted waste disposal hole with rubber flange	701 103
Waste outlet sliding on the edge of the table, with flange	809 691
Cutlery rail	702 044
Stainless steel cladding, the linear metre (1)	702 047
Eurodekor cladding (19 colours), the linear metre (1)	702 048
Tray rail, on cladding, the linear metre (1)	702 049
Wall tray rail, the linear metre (1)	702 061

(1) For lengths less than 1 m, use the price for 1 m



## Roller tables

Stainless steel construction, top 1,5 mm thick, 75 mm deep, width edges 40 mm, diamond point bottom with plug hole and pipe trap. Usable width 520 mm Removable tubular legs Ø 45 mm with welded crosspiece. PVC rollers Ø 40 mm running in removable stainless steel frame, stainless steel axles and bearings.

### Straight roller tables

Overall width 600 mm

Description	Length (mm)	Reference
Straight roller table, 2 legs	1100	<u>809 601</u>
Straight roller table, 2 legs	1600	<u>809 602</u>
Straight roller table, 2 legs	2100	<u>809 603</u>
Straight roller table, 4 legs	2600	<u>809 604</u>
Straight roller table, 4 legs	3100	<u>809 605</u>

### Roller tables with rear surface and upstand

Upstand height 100 mm with piece in the connection of the rear surface and the upstand. Width of the rear surface according your layout.

Extra-cost for roller table with rear surface and upstand, the linear meter: ref. 702 007

**France:**

Tel : 03 85 27 42 42

**E-mail :**  
 commercial@tournus.com

**Export :**

Tel : + 33 (0)3 85 27 42 65

**E-mail :**  
 export@tournus.com

**Website :**  
 www.tournus.com

# Diswashing tables

## Roller tables with avec stock block

Only for washing machines with automatic feed. Overall width 600 mm.

Description	Length (mm)	Reference
Roller tables, 2 legs	1100	<u>819 601</u>
Roller tables, 2 legs	1600	<u>819 602</u>
Roller tables, 2 legs	2100	<u>819 603</u>
Roller tables, 4 legs	2600	<u>819 604</u>
Roller tables, 4 legs	3100	<u>819 605</u>

## Connecting elements

Connection between curve and dishwasher or between two roller tables, without 600 mm wide base.

Description	Length (mm)	Reference
Connecting element	200 à 800	702 009

## Table en virage à 90° - largeur 600 mm

Désignation	Longueur (mm)	Référence
Table en virage à 90°, 4 pieds	1100×1100	<u>809 600</u>

## 90° corner table - width 600 mm

Description	Length (mm)	Reference
Basin 400×400 mm with roller frame, without overflow on the left <b>(1)</b>		702 001 G
Basin 400×400 mm with roller frame, without overflow on the right <b>(1)</b>		702 001 D
Basin 400×400 mm with roller frame, without overflow in the center <b>(1)</b>		702 001 C
Basin 500×400 mm with roller frame, without overflow on the left		702 008 G
Basin 500×400 mm with roller frame, without overflow on the right		702 008 D
Basin 500×400 mm with roller frame, without overflow in the center		702 008 C
Stop-block for table end <b>(2)</b>		702 002
Extra charge for stainless steel roller frame	500	702 003

Other lengths: price of the higher standard length.

(1) Provide extra support for shower tap

(2) Only for washing machines with automatic feed

**France:**

Tel : 03 85 27 42 42

 E-mail :  
 commercial@tournus.com

**Export :**

Tel : + 33 (0)3 85 27 42 65

 E-mail :  
 export@tournus.com

 Website :  
 www.tournus.com

# Diswashing tables

## Supplementary products

### Support for dishwasher

Stainless steel support 590×550 mm. Tubular legs 35×35 mm. Tubular frame 60×30 mm, 2 levels of slide bars for baskets 500×500 mm.

Description
Support for dishwasher, 385 mm high
Support for dishwasher, 450 mm high



809 695

### Trolleys for dishwasher baskets

**Trolley with 8 levels horizontal** to store dishwasher basket. Stainless steel construction. Square tubular leg 25×25 mm. Continuous argon welded slide bars. 4 swivel wheels 125 mm, 2 brakes, with polyamide cover. Annular wheel guards. Space between levels: 189 mm.

**Trolley to store baskets on the edge:** welded stainless steel construction. 25×25 mm tubular structure, 3 levels with a spacing of 535 mm, including a handrail at rear. 4 swivel wheels Ø 125 mm with polyamide cover, 2 with brakes. Annular wheel guards. Capacity: 8 baskets 500×500 mm per level, i.e. a total of 24 baskets.

Description	Overall Dim. l×W×h (mm)	Reference
Trolley for diswasher baskets	630×630×1785	<u>804 193</u>
Trolley to store baskets on the edge	1000×500×1785	<u>804 196</u>
Polyamide cover with zip for trolley 8 levels	585×600×1620	<u>221 231</u>



804 193

804 196

### Mobile storage unit under laundry table

Compact mobile storage for sinks and tables. Movable on 4 wheels, it keeps products accessible. Durable and hygienic, HACCP compliant, it improves productivity while remaining an economical investment.

Description	Overall Dim. l×W×h (mm)	Reference
Mobile storage	387×500×350	<u>801 290</u>
Mobile storage	675×500×350	<u>801 291</u>
Mobile storage	775×500×350	<u>801 292</u>
Mobile storage	875×500×350	<u>801 293</u>
Mobile storage	977×500×350	<u>801 294</u>
Mobile storage	1077×500×350	<u>801 295</u>
Mobile storage	1177×500×350	<u>801 296</u>
Mobile waste bin holder		<u>801 289</u>
16-litre waste collection bucket		<u>801 299</u>

A pan can be inserted under the mobile storage unit.



**France :**

Tel : 03 85 27 42 42

**E-mail :**

commercial@tournus.com

**Export :**

Tel : + 33 (0)3 85 27 42 65

**E-mail :**

export@tournus.com

**Website :**

www.tournus.com

# Diswashing tables

## Serving hatches

Stainless steel serving hatch, made to order. Cells separated by 1,5 mm sheet and Ø 25 mm vertical tubes. 100 mm contour band. Number of cells according to requirements, standard dimensions: width 450 mm, height 150 mm, depth 400 mm. Calculations: length 475×number of cells + 40 mm ; height 170×number of cells + 40 mm. Others dimensions available on request.

Stainless steel serving hatch, each cell	Reference
Up to 20 cells	702 351
More than 20 cells	702 352



## Cutlery rail

Stainless steel rail. To discharge cutlery from the restaurant room to the kitchen. Made-to-measure.

Description	Reference
Cutlery rail	702 371




702 371

## Tray rail

"Self-service" type tray rail on special stainless steel brackets for wall mounting.

Description	Reference
Tray rail, per linear metre (1)	702 061



702 061

## Shelves for baskets

For standard baskets 500×500 mm. Stainless steel construction.

Mounting:

- Wall shelves: 4 bolts on the wall or on a boltable tube structure
- Central shelves: to bolt on the table edges.

Description	Lenght (mm)	Reference
Horizontal wall-mounted shelf, depth 500 mm	1100	<u>809 401</u>
Horizontal wall-mounted shelf, depth 500 mm	1600	<u>809 402</u>
Horizontal wall-mounted shelf, depth 500 mm	2100	<u>809 403</u>
Horizontal wall-mounted shelf, depth 500 mm	2600	<u>809 404</u>
Sloped wall-mounted shelf, depth 500 mm with bottom plate	1100	<u>809 411</u>
Sloped wall-mounted shelf, depth 500 mm with bottom plate	1600	<u>809 412</u>
Sloped wall-mounted shelf, depth 500 mm with bottom plate	2100	<u>809 413</u>
Sloped wall-mounted shelf, depth 500 mm with bottom plate	2600	<u>809 414</u>
2 Boltable supports under the table		702 051
2 Boltable supports to fix at the ground		702 052



809 401



809 411